


















To Create This Sculpey Premo Color:	Mix together these clay colors:
 <p>Mauve PE02 5032</p>	<p>Equal parts Purple (PE02 5513) + White (PE02 5001) + Blush (PE02 5020)</p>
 <p>Magenta Pearl PE02 5029</p>	<p>4 parts Sunset Pearl (PE02 5115) + 1 part Fuchsia (PE02 5507) + 1 part Pomegranate (PE02 5001)</p>
 <p>Blue Glitter PE02 5049</p>	<p>4 parts Cobalt Blue Hue (PE02 5063) + 1 part Frost White Glitter (PE02 5057) plus small amount of Blue Bakeable Glitter</p>
 <p>Wisteria PE02 5107</p>	<p>2 parts Purple (PE02 5513) + 2 parts White (PE02 5001) + 1-part Blush (PE02 5020)</p>
 <p>Red Glitter PE02 5051</p>	<p>6 parts Pomegranate (PE02 5026) + 1 part Frost White Glitter (PE02 5057) plus small amount of Red Bakeable Glitter</p>

 <p>Periwinkle PE02 5103</p>	4 part Navy Blue (PE02 5050) + 4 parts Wisteria (PE02 5107) + 1 part White (PE02 5001)
 <p>Rhino Grey PE02 5529</p>	8 parts Ecu (PE02 5093) + 4 parts Slate (PE02 5052) + 1 part Burnt Umber (PE02 5053)
 <p>Jungle PE02 5535</p>	5 parts Spanish Olive (PE02 5007) + 4 parts Navy Blue (PE02 5050)
 <p>Candy Pink 5523</p>	2 parts Fluorescent Pink (PE02 5503) + 1 part White (PE02 5001)
 <p>Sea Green 5305</p>	6 parts Green (PE02 5323) + 6 parts Navy Blue (PE02 5050) + 1 part White (5001)
 <p>Violet 5515</p>	1 parts Purple (PE02 5513) + 3 parts Fuchsia (PE02 5504)

 <p>Blue Pearl 5289</p>	<p>6 parts Navy Blue (PE02 5050) + 1 part Pearl (PE02 5101) + 1 part White (PE02 5001) + 1/8 part Cadmium Yellow (PE02 5572)</p>
 <p>Magenta Pearl 5029</p>	<p>Mix 8 parts Pearl (PE02 5101) + 1-part Fuchsia (PE02 5504)</p>
 <p>Blue Granite 5059</p>	<p>5 parts Navy Blue (PE02 5050) + 4 parts translucent (PE02 5310) + 1 part Black (PE02 5042)+ Silver Glitter to taste (maybe even a tiny amount of gold glitter)</p>
 <p>Green Pearl 5299</p>	<p>4 parts Peacock Pearl (PE02 5038) + 5 parts Bright Green Pearl (PE02 5035) + 1 part Green (PE02 5323)</p>
 <p>Copper 5018</p>	<p>3 parts Bronze (PE02 5519) + 1 part Cadmium Red Hue (PE02 5382)</p>
 <p>Red Pearl 5259</p>	<p>4 parts Pearl (PE02 5101) + 10 parts Pomegranate (PE02 5026) + 1 part Purple Pearl (PE02 5031)</p>

 <p>Fluorescent Green 5521</p>	<p>2 parts Green (PE02 5323) + 1 part Wasabi (PE02 5022)</p>
 <p>White Granite 5061</p>	<p>1 part White (PE02 5001) + ¼ teaspoon of embossing powder</p>
 <p>Blue Translucent 5040</p>	<p>Mix ½ bar Translucent (PE02 5310) + 3 drops of Blue Alcohol Ink</p>
 <p>Red Translucent 5044</p>	<p>Mix ½ bar Translucent (PE02 5310) + 3 drops of Red Alcohol Ink</p>
 <p>Yellow Translucent 5046</p>	<p>Mix ½ bar Translucent (PE02 5310) + 3 drops of Yellow Alcohol Ink</p>
 <p>Green Translucent 5048</p>	<p>Mix ½ bar Translucent (PE02 5310) + 2 drops of Yellow Alcohol Ink + 2 drops of Blue Alcohol Ink</p>
 <p>Green Glitter 5550</p>	<p>Mix ½ bar Translucent (PE02 5310) + 2 drops of Yellow Alcohol Ink + 2 drops of Blue Alcohol Ink + Chunky Glitter</p>

